


MOVIMIENTO CUARZO H

Fotografías a tamaño real




M25

M21

M16

M11



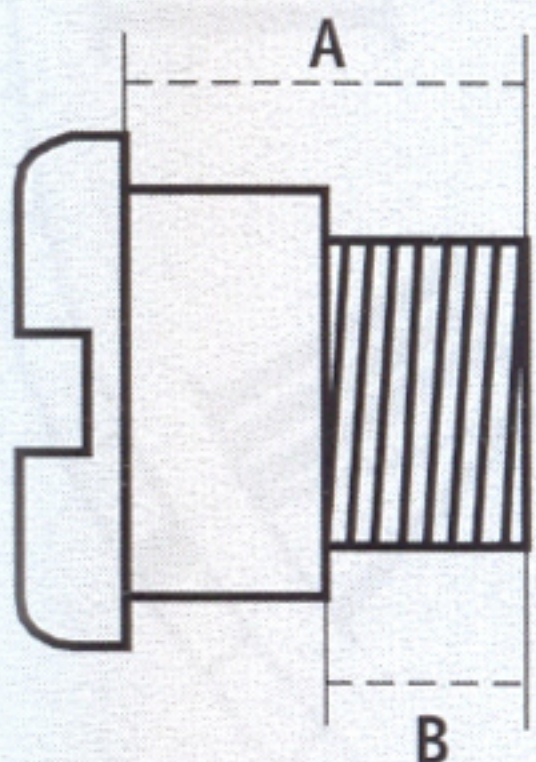


DIMENSIONES MÁQUINAS

56 x 56 x 17 mm

TUERCA FIJACIÓN CENTRAL


A	B
15	5
13	5
11	5
9	5
5	5
4	4

medidas en milímetros




MOVIMIENTO CUARZO W


Fotografías a tamaño real



M28



M20



M13



MEDIDAS TUERCAS
4 / 3 / 2 / 1 mm



**DIMENSIONES
MÁQUINAS**


56 x 56 x 15,2 mm

**LONGITUD
EJE CENTRAL**


TOTAL: 28 / 20 / 13 mm
ROSCA: 20 / 12 / 5 mm

MOVIMIENTO CUARZO CON PÉNDULO W

Fotografías a tamaño real



M20 - P



M13 - P

DIMENSIONES MÁQUINAS

56 x 120 x 23 mm



LONGITUD EJE CENTRAL

M20-P TOTAL: 20 mm ROSCA: 12 mm

M13-P TOTAL: 13 mm ROSCA: 5 mm

MEDIDAS TUERCAS

4 / 3 / 2 / 1 mm




MOVIMIENTO CUARZO CON PÉNDULO H



Fotografías a tamaño real



M21 - P

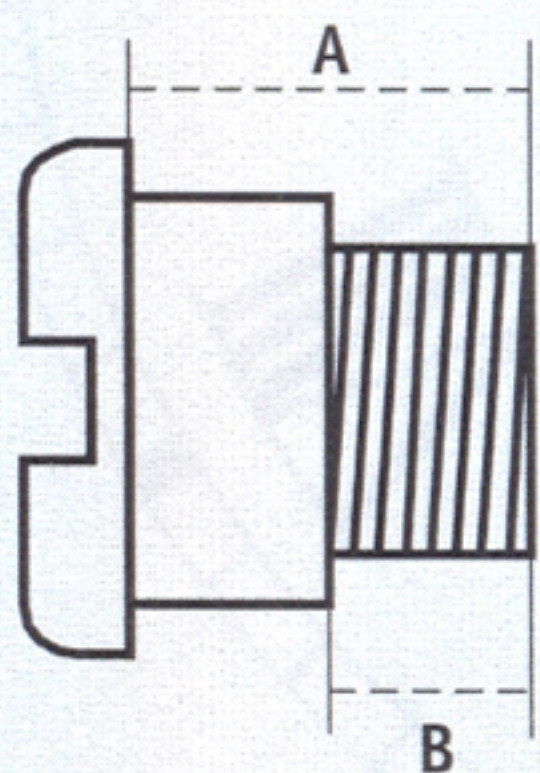


M16 - P



DIMENSIONES MÁQUINAS
56 x 110 x 25 mm


LONGITUD EJE CENTRAL
TOTAL: 21 / 16 mm



TUERCA FIJACIÓN CENTRAL

A	B
15	5
13	5
11	5
9	5
5	5
4	4


medidas en milímetros



CUARZO DESPERTADOR

MÁQUINAS MUSICALES


Fotografías a tamaño real



M15-D

DIMENSIONES MÁQUINAS
50 Ø x 8 mm

LONGITUD EJE CENTRAL
3 mm



M12-D


DIMENSIONES MÁQUINAS
55 x 52 x 16 mm

LONGITUD EJE CENTRAL
6,2 mm



K50-C

DIMENSIONES MÁQUINAS
50 x 45 x 30 mm



K50-LL

DIMENSIONES MÁQUINAS
50 x 45 x 20 mm



RELOJES PARA INSERTAR (MINIS)

Fotografías a tamaño real



R23-BRD



R35-BRD



R35-BRC



R30-BRD



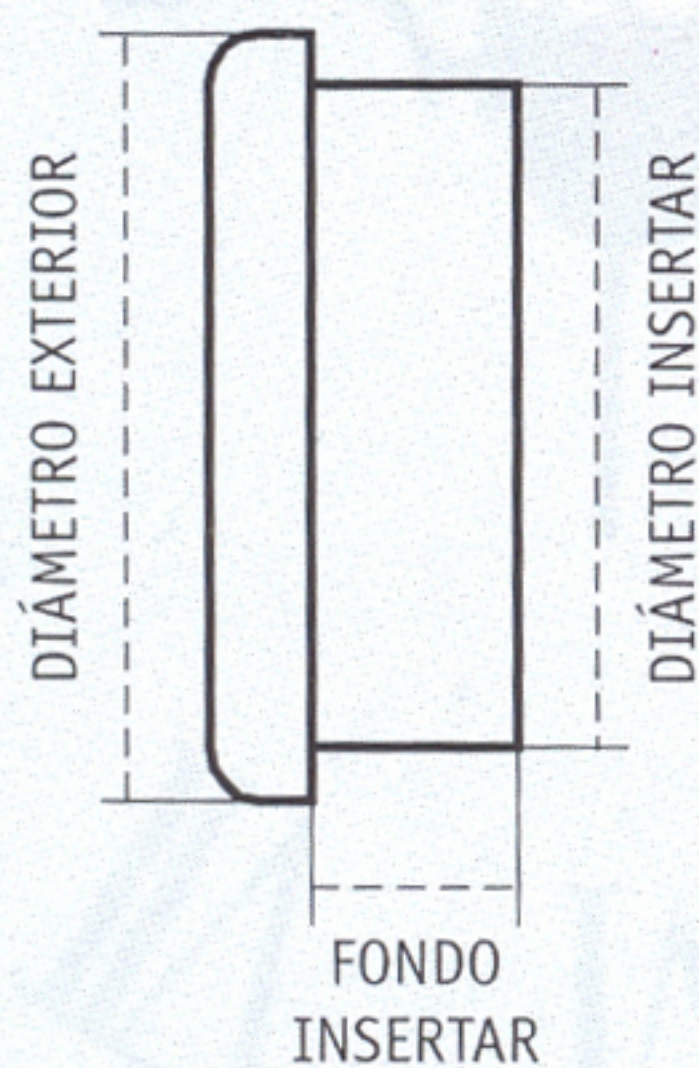
R37-BRD



R37-BRC



R45-BRD



REF.	DIÁMETRO EXTERIOR	DIÁMETRO INSERTAR	FONDO INSERTAR
R23	23 mm.	21 mm.	5,5 mm. (arandela goma)
R30	30 mm.	28 mm.	5,5 mm. (arandela goma)
R35	35 mm.	33 mm.	8 mm. (cazoleta metálica)
R37	37 mm.	35 mm.	5,5 mm. (arandela goma)
R45	45 mm.	43 mm.	5,5 mm. (arandela goma)
R45	45 mm.	43 mm.	8 mm. (cazoleta metálica)

RELOJES PARA INSERTAR (MINIS)

Fotografías a tamaño real



R23-BRD



R35-BRD



R35-BRC



R30-BRD



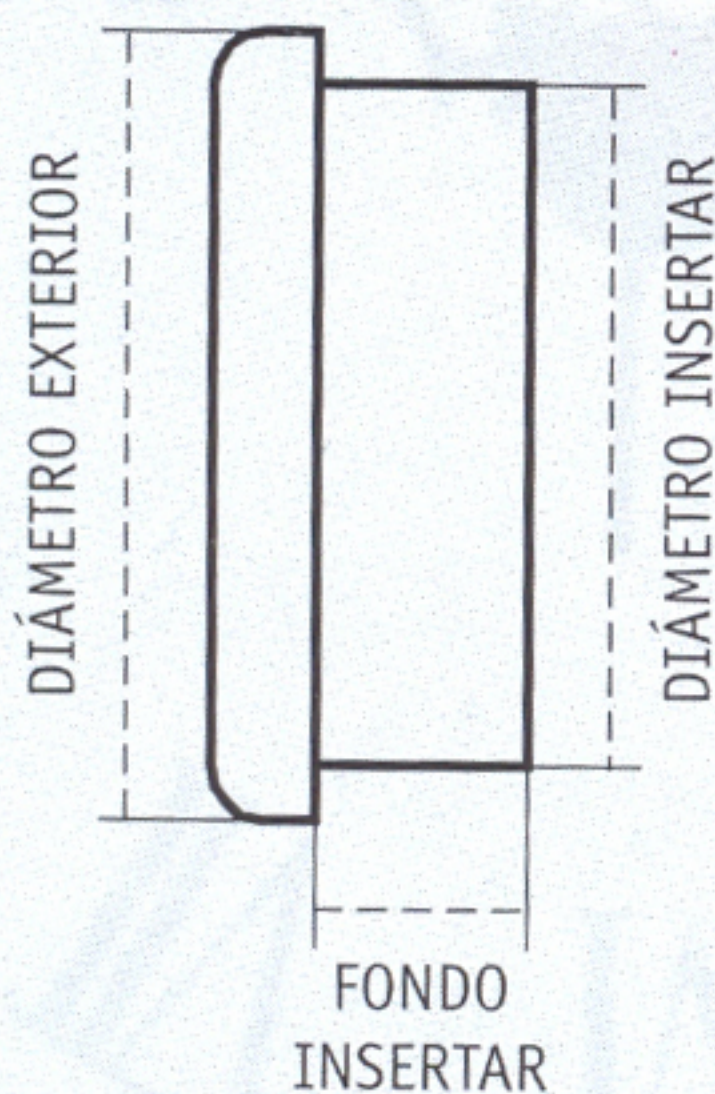
R37-BRC



R37-BRD




R45-BRD




REF.	DIÁMETRO EXTERIOR	DIÁMETRO INSERTAR	FONDO INSERTAR
R23	23 mm.	21 mm.	5,5 mm. (arandela goma)
R30	30 mm.	28 mm.	5,5 mm. (arandela goma)
R35	35 mm.	33 mm.	8 mm. (cazoleta metálica)
R37	37 mm.	35 mm.	5,5 mm. (arandela goma)
R45	45 mm.	43 mm.	5,5 mm. (arandela goma)
R45	45 mm.	43 mm.	8 mm. (cazoleta metálica)


RELOJES PARA INSERTAR ALEMÁN




R66-BAD
R72-BAD
R85-BAD
R103-BAD




R66-BRD
R72-BRD
R85-BRD
R103-BRD




R66-DAD
R72-DAD
R85-DAD
R103-DAD



R66-DRD
R72-DRD
R85-DRD
R103-DRD




R66-BAC
R72-BAC
R85-BAC
R103-BAC




R66-BRC
R72-BRC
R85-BRC
R103-BRC

DIÁMETRO EXTERIOR	DIÁMETRO INSERTAR	FONDO INSERTAR
66 mm.	58 mm.	20 mm.
72 mm.	58 mm.	20 mm.
85 mm.	58 mm.	20 mm.
103 mm.	58 mm.	20 mm.


BARÓMETROS, TERMÓMETROS, HIGRÓMETROS Y HUMIDIFICADORES




	Ø insertar	fondo
ST100-BD	56 mm.	9 mm.
ST100-DD	56 mm.	9 mm.
ST85-BD	56 mm.	9 mm.
ST67-BD	56 mm.	9 mm.
ST50-BD	35 mm.	7 mm.
ST25-BD	20 mm.	5 mm.



	Ø insertar	fondo
SH85-BD	56 mm.	10 mm.
SH42-BD	35 mm.	8 mm.



	ancho	alto
STP21-B	3 cm.	21 cm.
STP17-B	2,5 cm.	17 cm.
STP12-B	2 cm.	12 cm.
STP21-D		
STP17-D		
STP12-D		




	Ø insertar	fondo
SB130-BD	56 mm.	20 mm.
SB85-BD	56 mm.	20 mm.
SB85-DD	56 mm.	20 mm.


SV16
SV12
SV09

SH50-DD

	Ø insertar	fondo
	33 mm.	8 mm.

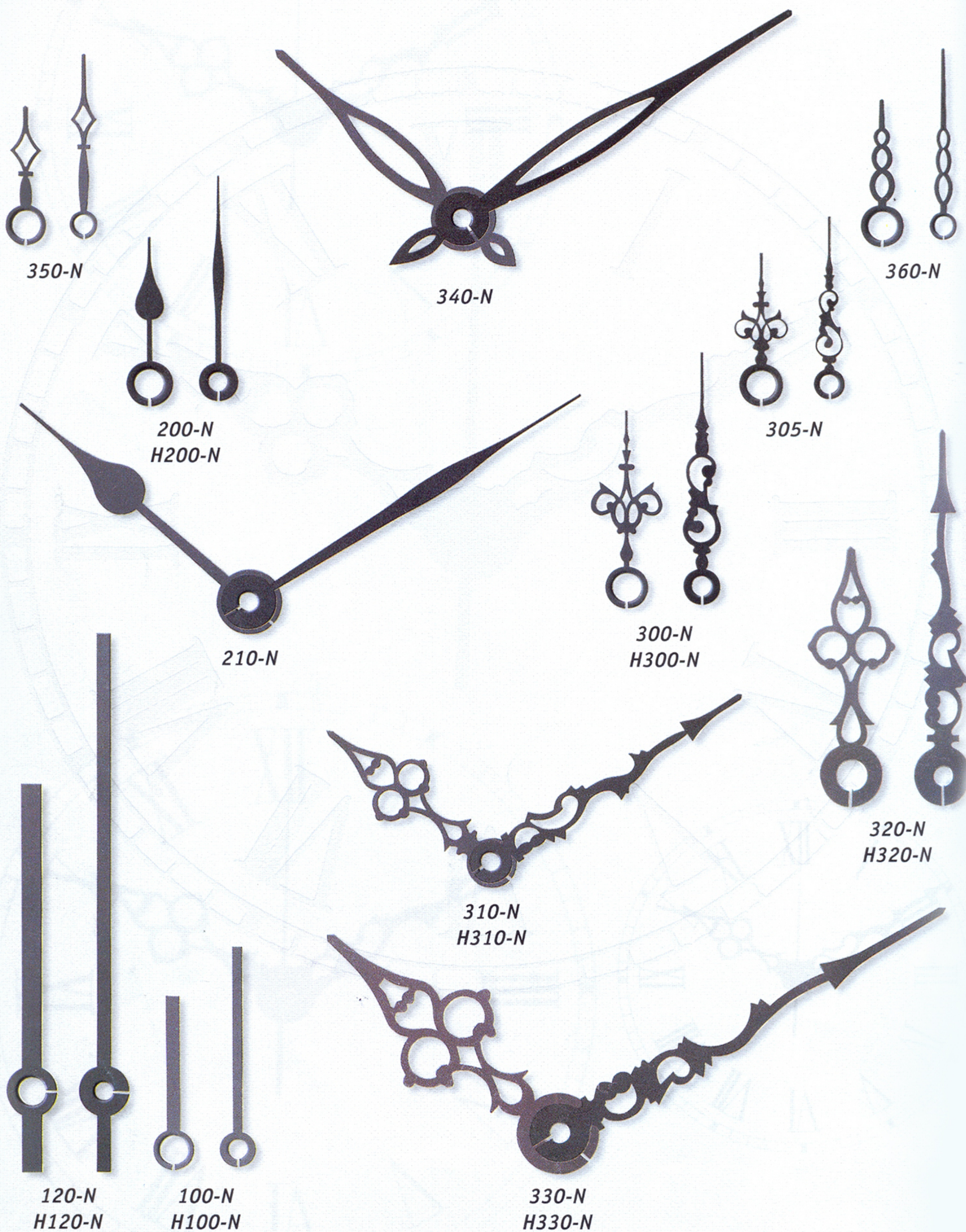


	Ø insertar	fondo
SHD50	45 mm.	8 mm.




AGUJAS DE METAL NEGRAS W Y H

Fotografías a tamaño real




AGUJAS DE PLÁSTICO NEGRAS W


Fotografías a tamaño real




800-N



810-N




820-N



840-N



880-N




870-N




860-N




830-N



850-N



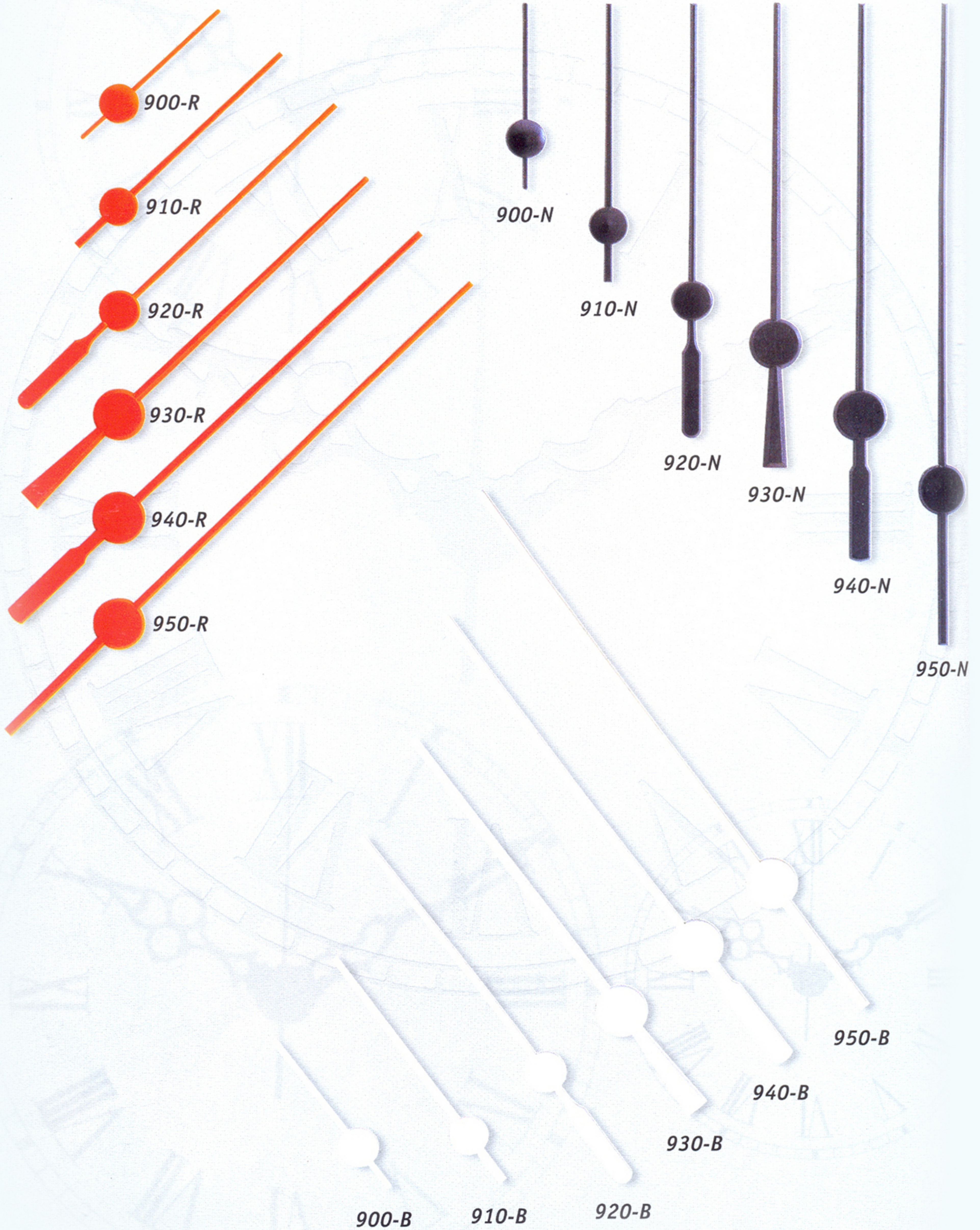
890-N



895-N

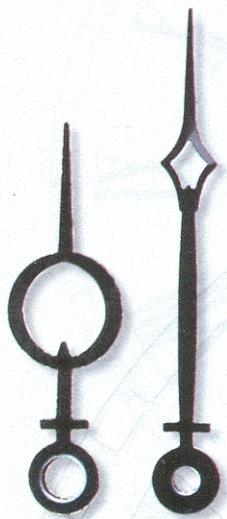
SEGUNDOS DE PLÁSTICO W

Fotografías a tamaño real



AGUJAS DE METAL NEGRAS W

Fotografías a tamaño real



680-N



460-N


685-N




450-N




650-N




660-N



470-N



670-N




675-N



410-N



430-N



690-N